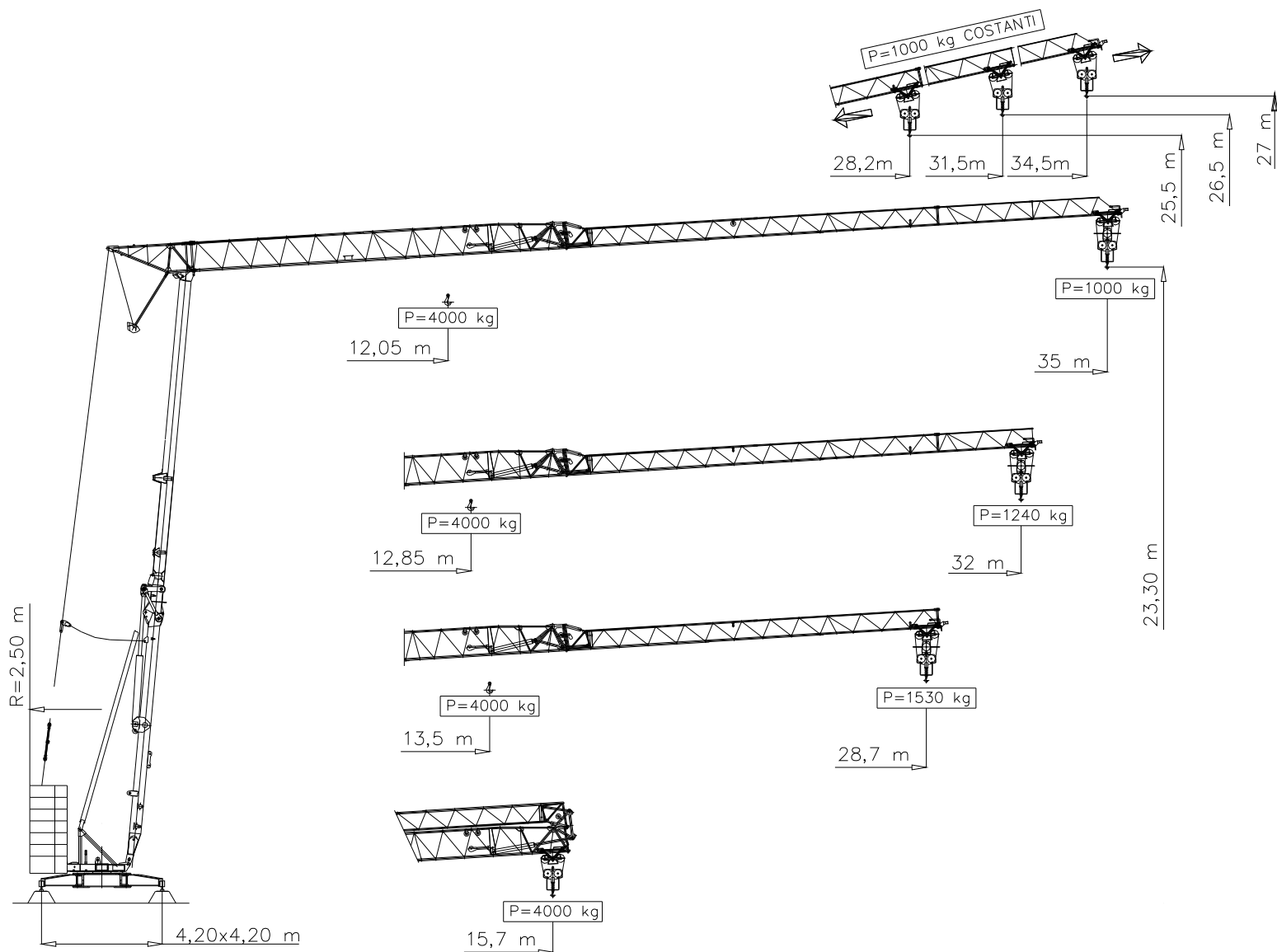




MaSol S.R.L.®
MACCHINE SOLLEVAMENTO

H.S. 35.10



MA.SOL. s.r.l.

Stabilimento ed uffici: via Buonarroti 26/7 26024 Paderno Ponchielli (CR) Italy - Mecc. Estero CR 010071
Tel.: +39 0374 367098 - Fax: +39 0374 367128 - E-mail: info@masol.it - Web: www.masol.it

Courbes de charges - Lastkurven - Load curves - Curve di carico

35 m														m	
		12,05	14	16	18	20,4	22	24	26	28	30	32	34		35
		4000	3240	2700	2300	2000	1815	1620	1465	1330	1220	1120	1035	1000	kg

32 m													m
		12,85	14	16	18	20	21,95	24	26	28	30	32	
		4000	3550	2960	2530	2200	2000	1785	1610	1465	1345	1240	kg

28,7 m												m
		13,5	14	16	18	20	22	23,21	24	26	28,7	
		4000	3815	3185	2720	2370	2090	2000	1910	1750	1530	kg

15,7 m		4000 kg - cost.											

Flèche relevée - Ausleger in Steinstellung
Luffing jib - Braccio impennato

1000 kg - cost.

Mécanismes - Antriebe Mechanisms - Meccanismi

			m/min	kg	CV-PS hp	kw
Levage Heben Hoisting Sollevamento			6	2000	3	2,2
			24	2000	12	8,8
			48	1300	14	10,3
			3	4000	3	2,2
			12	4000	12	8,8
			24	2600	14	10,3
Distribution - Katzfahren Trolleying - Carrello			20/40		1,5/3	1,1/2,2
Orientation - Schwenken Slewing - Rotazione			0,2-1,1 rpm - g/min		3,5 daNm	
Translation - Kranfahren Travelling - Traslazione			30		1,5x n°2	1,1x n°2
Puissance électrique nécessaire - Anschlusswert Necessary electric power Potenza elettrica necessaria	380 V 50 hz 	Réseau - Netzstrom Mains supply - Potenza			20 kw	
				Nous consulter Auf Anfrage - Consult us Consultarci		

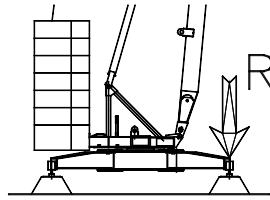
Poids de construction sans essieux - Konstruktionsgewicht ohne Transportachse
Dead weight without transport axles - Peso della gru senza assali

13800 kg

Poids du lest - Ballastgewicht - Ballast weight - Peso zavorra rotante

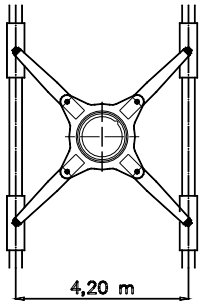
25000 kg

Réactions - Eckdrucke - Reactions - Reazioni



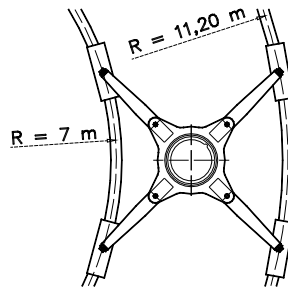
R ● 23900 daN ■ 16100 daN

● En service	● In Betrieb	● In service	● In servizio
■ Pas en service	■ Ausser Betrieb	■ Out of service	■ Fuori servizio



Version voie droite
Ausführung gerade Schienenbahn
Straight track version
Versione traslazione diritta

4,20 m

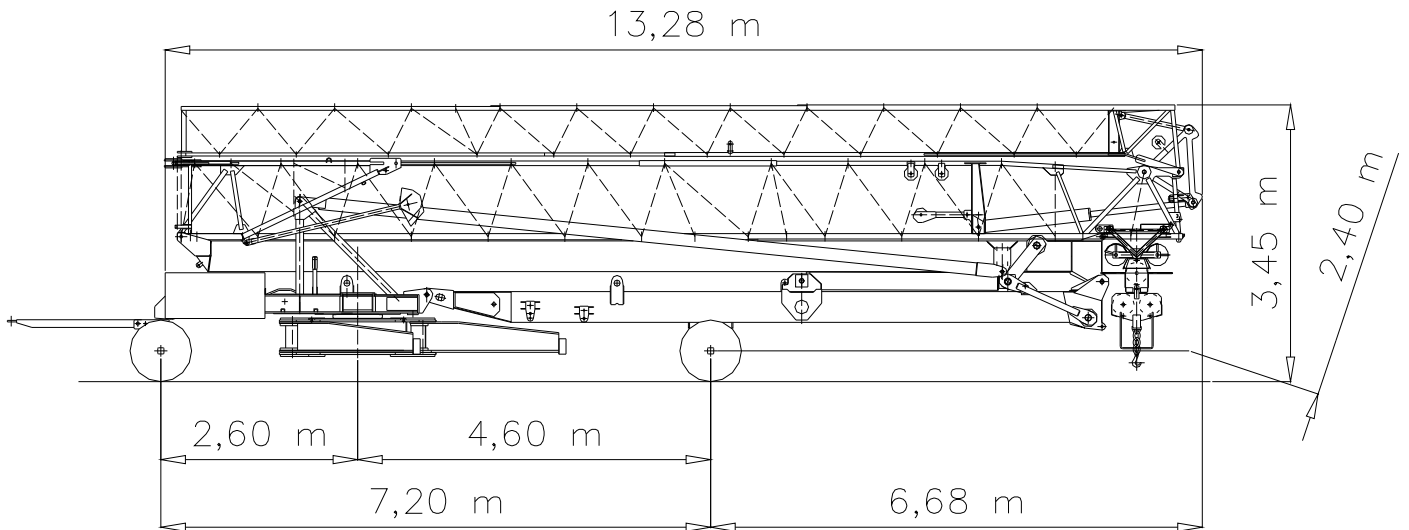


Version voie courbe
Ausführung kurven Schienenbahn
Curved track version
Versione traslazione curva

$R = 11,20 \text{ m}$

$R = 7 \text{ m}$

Mode de transport - Transportart - Kind of transport - Soluzione di traino



Montage - Montage - Erection - Montaggio

